


UNIFORM STATUTORY DECLARATION FORM FOR THE REGISTRATION OF FITTING DESIGNS

NEW BRUNSWICK
NUNAVUT

NOVA SCOTIA
YUKON

PRINCE EDWARD ISLAND
NORTHWEST TERRITORIES

NEWFOUNDLAND AND LABRADOR

MANUFACTURERS NAME: Aalberts integrated piping systems APAC Inc.	
MANUFACTURERS ADDRESS: No. 295, Sec. 3, Wandan Road, Wandan Township, Pingtung, Taiwan R.O.C.	
PLANT LOCATIONS: As above	
CATEGORY OF FITTINGS TO BE REGISTERED. CIRCLE ONE CATEGORY ONLY	
<p><input checked="" type="radio"/> A Pipe fittings, including couplings, tees, elbows, Ys, plugs, unions, pipe caps, or reducers</p> <p><input type="radio"/> B Flanges: all flanges</p> <p><input type="radio"/> C Valves: all line valves</p> <p><input type="radio"/> D Expansion joints, flexible connections, and hose assemblies: all types</p> <p><input type="radio"/> E Strainers, filters, separators, and steam traps</p> <p><input type="radio"/> F Measuring devices, including pressure gauges, level gauges, sight glasses, levels, or pressure transmitters</p> <p><input type="radio"/> G Certified capacity-rated pressure relief devices acceptable as primary over pressure protection on boilers, pressure vessels, piping and fusible plugs</p> <p><input type="radio"/> H Pressure retaining components that do not fall into one of the above categories</p> <p><input type="radio"/> N Nuclear components: Class 1 <input type="checkbox"/> Class 2 <input type="checkbox"/> Class 3 <input type="checkbox"/>. (Meeting CNSC or ASME requirements)</p>	TITLE OF THE STANDARD OF CONSTRUCTION ASME B31.3
SHOW MANUFACTURERS NAME, TRADEMARK, OR LOGO AS IT WILL APPEAR ON THE PRODUCT	
 and / or SHURJOINT	TYPE OF CONSTRUCTION FORGED <input type="checkbox"/> WELDED <input type="checkbox"/> WROUGHT <input type="checkbox"/> CAST <input checked="" type="checkbox"/> OTHER <input type="checkbox"/> DESCRIBE OTHER:
LIST OF SUPPORTING DOCUMENTATION AND IDENTIFICATION OF THE ACTUAL ITEMS TO BE REGISTERED:	
- LRQA certificate of approval No: ISO 9001 – 0068440 - Items to be registered: Model M07 Heavy Duty Rigid Quick Install Coupling 5" & 8" - See document "CRN Registration" dated March 17, 2021, drawings & proof test records.	

DECLARATION:

I CHIU, YING - CHUAN (see note 3) employed by Aalberts integrated piping systems APAC Inc. and being the person having full authority and responsibility for the quality of the end product do solemnly declare that the information contained in this form is true and to the best of my knowledge represents the product for which registration is sought. The dimensions, materials of construction, pressure temperature ratings, and identification markings are in accordance with the herein named standards. I further declare that the manufacture of these fittings is regulated by a Quality Control Program which extends to each plant where fabrication occurs in whole or in part and has been verified by LRQA certificate no. ISO 9001 – 0068440 as being suitable for that purpose and I make this solemn declaration conscientiously believing it to be true, and knowing that it is of the same force and effect as if made under oath.


Signature of Declarer: CHIU, YING - CHUAN

Declared before me at Kaohsiung

This 31st day of MAR. AD 2021

Commissioner of Oaths or Notary Public: (sign) Juang, Chi-hong

USE THIS SPACE FOR
OFFICIAL SEAL

This space for Regulatory Authority use	
This registration must be revalidated after ten (10) years from the date of acceptance.	
CRN: <u>0A1021.9 Add5</u>	
FID#: <u>16031</u>	
Addition of 5" (295psi) & 8" (235ps) M07 Rigid Couplings -20F TO 180F; CRN expires Dec.18th, 2030 - DG	
Notes: 1. All fittings shall be registered in the name of the Manufacturer. 2. Each category shall be supported with two Statutory Declaration forms and one copy of supporting documentation. 3. The declaration shall be made by the person having full authority and responsibility for the quality of the end product. 4. Quality control programs shall be resubmitted for validation at a maximum interval of five (5) years.	

CRN Registration


March 17, 2021

Shurjoint Grooved Components are to be registered (Category A: Couplings & Fittings).

Model Number	Size Range (inch)	Rated Pressure (psi)	Service Temperature	Drawing
M07 Heavy Duty Rigid Quick Install Coupling	5	295	EPDM: -20°F ~ +180°F (-29°C ~ +82°C)	AS-M07 H1M7 1M7b 1M7c G1M7 7705TB
	8	235		

UNIFORM STATUTORY DECLARATION FORM FOR THE REGISTRATION OF FITTING DESIGNS

NEW BRUNSWICK NOVA SCOTIA PRINCE EDWARD ISLAND NEWFOUNDLAND AND LABRADOR
 NUNAVUT YUKON NORTHWEST TERRITORIES

MANUFACTURERS NAME: Aalberts integrated piping systems APAC	
MANUFACTURERS ADDRESS: No. 295, Sec. 3, Wandan Road, Wandan Township, Pingtung, Taiwan R.O.C.	
PLANT LOCATIONS: As above	
CATEGORY OF FITTINGS TO BE REGISTERED. CIRCLE ONE CATEGORY ONLY	
(A) Pipe fittings, including couplings, tees, elbows, Ys, plugs, unions, pipe caps, or reducers B Flanges: all flanges C Valves: all line valves D Expansion joints, flexible connections, and hose assemblies: all types E Strainers, filters, separators, and steam traps F Measuring devices, including pressure gauges, level gauges, sight glasses, levels, or pressure transmitters G Certified capacity-rated pressure relief devices acceptable as primary over pressure protection on boilers, pressure vessels, piping and fusible plugs H Pressure retaining components that do not fall into one of the above categories N Nuclear components: Class 1 <input type="checkbox"/> Class 2 <input type="checkbox"/> Class 3 <input type="checkbox"/> (Meeting CNSC or ASME requirements)	TITLE OF THE STANDARD OF CONSTRUCTION ASME B31.3
SHOW MANUFACTURERS NAME, TRADEMARK, OR LOGO AS IT WILL APPEAR ON THE PRODUCT	
 and / or SHURJOINT	TYPE OF CONSTRUCTION FORGED <input type="checkbox"/> WELDED <input type="checkbox"/> WROUGHT <input type="checkbox"/> CAST <input checked="" type="checkbox"/> OTHER <input type="checkbox"/> DESCRIBE OTHER:
LIST OF SUPPORTING DOCUMENTATION AND IDENTIFICATION OF THE ACTUAL ITEMS TO BE REGISTERED:	
- LRQA certificate of approval No: ISO 9001 – 0068440 - Renew 0A1021.9C with additions, - See document "CRN Registration" dated Oct. 30, 2020, drawings & proof test records.	

DECLARATION:
 I CHIU, YING - CHUAN (see note 3) employed by Aalberts integrated piping systems APAC Inc. and being the person having full authority and responsibility for the quality of the end product do solemnly declare that the information contained in this form is true and to the best of my knowledge represents the product for which registration is sought. The dimensions, materials of construction, pressure temperature ratings, and identification markings are in accordance with the herein named standards. I further declare that the manufacture of these fittings is regulated by a Quality Control Program which extends to each plant where fabrication occurs in whole or in part and has been verified by LRQA certificate no. ISO 9001 – 0068440 as being suitable for that purpose and I make this solemn declaration conscientiously believing it to be true, and knowing that it is of the same force and effect as if made under oath.

Signature of Declarer: CHIU, YING - CHUAN
 Declared before me at Kaohsiung
 This 20th day of November AD 2020
 Commissioner of Oaths or Notary Public: Juang, Chi-Hong

USE THIS SPACE FOR
OFFICIAL SEAL


This space for Regulatory Authority use
 The registration must be revalidated after ten (10) years from the date of acceptance.

CRN: 0A1021.9 Rev4
 FID#: 16031
 Revision is CRN renewal and company name change from Shurjoint to Aalberts Integrated Piping Systems APAC Inc.
 Notes: Grooved components per Scope of

- All fittings shall be registered in the name of the Manufacturer.
- Each category shall be supported with two Statutory Declaration forms and one copy of supporting documentation.
- The declaration shall be made by the person having full authority and responsibility for the quality of the end product.
- Quality control programs shall be resubmitted for validation at a maximum interval of five (5) years.

Registration - (Category A). This registration includes the scope of CRN's 0A1966.7(R1) and 0A 3157.7

GOVERNMENT OF YUKON

BY 

CRN 0A1021.9Y REV4

DATE 12/23/2020

Sect. 1.0 Fittings Rev. 1 06/2003

BOILERS BRANCH

CRN Registration

Oct. 30, 2020

Shurjoint Grooved Components are to be registered (Category A: Couplings & Fittings).

Model Number	Size Range (inch)	Rated Pressure (psi)	Service Temperature	Drawings
7705 Standard Flexible Coupling	1, 1¼, 1½, 2, 2½, 3, 4, 5, 6	300	EPDM: -20°F ~ +180°F (-29°C ~ +82°C)	H105 G15a 7705TB
	8, 10, 12	250		
7706 Reducing Coupling	2 x 1½ ~ 8 x 6	300	EPDM: -20°F ~ +180°F (-29°C ~ +82°C)	C7706-01 CS7706-01
7707 Heavy Duty Flexible Coupling	¾ ~ 6	500	EPDM: -20°F ~ +180°F (-29°C ~ +82°C)	7707-01 C7707AB
	6 ~ 12	300		
7771 Standard Rigid Coupling	1½ ~ 8	300	EPDM: -20°F ~ +180°F (-29°C ~ +82°C)	H108a
	10, 12	175		
M07 Heavy Duty Rigid Quick Install Coupling	2, 2-1/2, 3, 4	330	EPDM: -20°F ~ +180°F (-29°C ~ +82°C)	AS-M07 H1M7 1M7b 1M7c G1M7 7705TB
	6	289		
C-7 Outlet Coupling	1½ x ½ (F), 1½ x ¾ (F), 1½ x 1 (F), 2 x ½ (F), 2 x ¾ (F), 2 x 1 (F), 2 x 1 (G), 2 x 1 (M), 2½ x ½ (F), 2½ x ¾ (F), 2½ x 1 (F), 2½ x 1¼ (M), 2½ x 1¼ (G), 2½ x 1½ (M), 2½ x 1½ (G), 3 x ¾ (F), 3 x 1 (F), 3 x 1 (M), 3 x 1 (G), 3 x 1½ (G), 3 x 1½ (M), 4 x ¾ (F), 4 x 1 (F), 4 x 1½ (F), 4 x 1½ (M), 4 x 1½ (G), 4 x 2 (G), 4 x 2 (M), 6 x 1 (F), 6 x 1½ (F), 6 x 1½ (M), 6 x 1½ (G), 6 x 2 (M), 6 x 2 (G) * F= Female Threaded * M= Male Threaded * G= Grooved	200	EPDM: -20°F ~ +180°F (-29°C ~ +82°C)	AS-C7 37U 137L G37 7705TB
SS-1200 Stainless Steel Flexible Coupling	1¼, 1½, 2, 3	300	EPDM: -20°F ~ +180°F (-29°C ~ +82°C)	AS-SS1200 H1ST G1AR STB
	4	200		
Z05 Angle Pad Rigid Coupling	1¼, 1½, 2, 2½, 3, 4, 5	300	EPDM: -20°F ~ +180°F (-29°C ~ +82°C)	H1Z5 G15a 7705TB
	6, 8	250		
Z07 Angle Pad Heavy Duty Rigid Coupling	1¼, 1½, 2, 2½, 3, 4	400	EPDM: -20°F ~ +180°F (-29°C ~ +82°C)	H1Z7 G15a 7705TB
	5	350		
	6, 8	300		
	10, 12	250		

Model Number	Size Range (inch)	Rated Pressure (psi)	Service Temperature	Drawings
G28 Hinged Lever Coupling	1½, 2, 2½, 3, 4, 5, 6, 8, 10	200	EPDM: -20°F ~ +180°F (-29°C ~ +82°C)	AS-G28 178a 178b G15a G15b
79 Wildcat Coupling	2, 2½, 3	200	EPDM: -20°F ~ +180°F (-29°C ~ +82°C)	AS-79 H179a H179b 179c G515 G115b 7705TB
	4	150		
	5, 8, 14	75		
	6	100		
	12	40		
	16	50		
XH-70 Coupling	2 ~ 12	500	EPDM: -20°F ~ +180°F (-29°C ~ +82°C)	1X7
723 Saddle-Let	1¼ x ½, 1¼ x ¾, 1¼ x 1, 1½ x ½, 1½ x ¾, 1½ x 1, 2 x ½, 2 x ¾, 2 x 1, 2½ x ½, 2½ x ¾, 2½ x 1	200	EPDM: -20°F ~ +180°F (-29°C ~ +82°C)	AS-723 H133 G133 723UB
7721, 7722 Mechanical Tee	2 ~ 8	300	EPDM: -20°F ~ +180°F (-29°C ~ +82°C)	C720UA-1 C722UA-1 C720LA-1 7721-01
M21 Mechanical Tee, Threaded Outlet	2 x ½, 2 x ¾, 2 x 1, 2 x 1¼, 2 x 1½, 2½ x ½, 2½ x ¾, 2½ x 1, 2½ x 1¼, 2½ x 1½, 3 x ½, 3 x ¾, 3 x 1, 3 x 1¼, 3 x 1½, 3 x 2, 4 x ½, 4 x ¾, 4 x 1, 4 x 1¼, 4 x 1½, 4 x 2, 4 x 2½, 5 x 2, 5 x 2½, 5 x 3, 6 x 1¼, 6 x 1½, 6 x 2, 6 x 2½	200	EPDM: -20°F ~ +180°F (-29°C ~ +82°C)	AS-M21 H1B4U H1B4L G11 G1B4 7705TB
	4 x 3, 6 x 3, 6 x 4	100		
M22 Mechanical Tee, Grooved Outlet	2 x 1, 2 x 1¼, 2 x 1½, 2½ x 1, 2½ x 1¼, 2½ x 1½, 3 x 1, 3 x 1¼, 3 x 1½, 3 x 2, 4 x 1, 4 x 1¼, 4 x 1½, 4 x 2, 4 x 2½, 5 x 2, 5 x 2½, 5 x 3, 6 x 1¼, 6 x 1½, 6 x 2, 6 x 2½	200	EPDM: -20°F ~ +180°F (-29°C ~ +82°C)	AS-M22 H1B5U H1B4L G11 G1B4 7705TB
	4 x 3, 6 x 3, 6 x 4	100		
Nipple 57, (58, 59)	2 ~ 12	300	-20°F ~ +180°F (-29°C ~ +82°C)	157 148 159
899 End-All Fitting	1½ ~ 2½	300	-20°F ~ +180°F (-29°C ~ +82°C)	199
901 90° SR Elbow	2 ~ 8	300	-20°F ~ +180°F (-29°C ~ +82°C)	ASDa BSDa JSDa
903 SR Tee	2 ~ 8	300	-20°F ~ +180°F (-29°C ~ +82°C)	903-01

Model Number	Size Range (inch)	Rated Pressure (psi)	Service Temperature	Drawings
Elbows 7110 (7111, 7112, 7113) (Bracketed items are 45, 22½ and 11¼ degree elbows of same size & thickness)	1 ~ 12	300	-20°F ~ +180°F (-29°C ~ +82°C)	ASDa BSDa JSDa 112 113
7110DR Drain Elbow	2, 2½, 3, 4, 6, 8	175	-20°F ~ +180°F (-29°C ~ +82°C)	ASDa
7110-B 90° Elbow with Base Support	3, 4, 6	175	-20°F ~ +180°F (-29°C ~ +82°C)	1AM
7118 90° Adapter Elbow	1½, 2, 2½, 3	200	-20°F ~ +180°F (-29°C ~ +82°C)	1AC
	4	175		
7120, 7121 Tees	1 ~ 12	300	-20°F ~ +180°F (-29°C ~ +82°C)	120A-01 121B-01
7130 45° Lateral	2, 6	300	-20°F ~ +180°F (-29°C ~ +82°C)	7130-01
7135 Cross	2 ~ 8	300	-20°F ~ +180°F (-29°C ~ +82°C)	ASDb
7150 Concentric Reducer	2½ x 2 ~ 12 x 10	300	-20°F ~ +180°F (-29°C ~ +82°C)	ARDa BRDa JRDa
7150F Reducing Socket (Gr x Ft)	1½ x 1, 2 x 1, 2 x 1¼, 2 x 1½, 2½ x 1, 2½ x 1¼, 2½ x 1½, 2½ x 2, 3 x 1, 3 x 1¼, 3 x 1½, 3 x 2, 3 x 2½, 4 x 1¼, 4 x 1½, 4 x 2, 4 x 2½, 5 x 1½, 6 x 1½, 6 x 2, 6 x 2½, 6 x 4	175	-20°F ~ +180°F (-29°C ~ +82°C)	154
7150M Reducing Nipple (Gr x Mt)	1½ x 1, 2 x 1, 2 x 1¼, 2 x 1½, 2½ x 1, 2½ x 1¼, 2½ x 1½, 2½ x 2, 3 x 1, 3 x 1¼, 3 x 1½, 3 x 2, 3 x 2½, 4 x 1½, 4 x 2, 4 x 2½, 4 x 3, 5 x 1½, 6 x 1½, 6 x 2, 6 x 2½, 6 x 4	175	-20°F ~ +180°F (-29°C ~ +82°C)	152
7151 Eccentric Reducer	2½ x 2, 3 x 2, 3 x 2½, 4 x 2, 4 x 2½, 4 x 3, 5 x 4, 6 x 2, 6 x 3, 6 x 4, 6 x 5, 8 x 6, 10 x 4, 10 x 6, 12 x 6, 12 x 8, 12 x 10	300	-20°F ~ +180°F (-29°C ~ +82°C)	ARDa
7160 End Cap	1 ~ 6	300	-20°F ~ +180°F (-29°C ~ +82°C)	160a
7160H Domed End Cap	10 ~ 12	300	-20°F ~ +180°F (-29°C ~ +82°C)	7160H-01

Model Number	Size Range (inch)	Rated Pressure (psi)	Service Temperature	Drawings
7160T Transition Fitting (Gr x Ft)	2 x 1, 2 x 1¼, 2½ x 1, 2½ x 1¼, 2½ x 1½, 3 x 1, 3 x 1¼, 3 x 1½, 3 x 2, 4 x 1, 4x 1¼, 4 x 1½, 4 x 2, 5 x 1, 5 x 2, 6 x 1, 6 x 1¼, 6 x 1½, 6 x 2, 8 x 1, 8 x 1½, 8 x 2	175	-20°F ~ +180°F (-29°C ~ +82°C)	160a
811 90° Elbow	½, ¾, 1, 1¼, 1½, 2, 2½	300	-20°F ~ +180°F (-29°C ~ +82°C)	S811001
812 Reducing 90° Elbow	¾ x ½, 1 x ½, 1 x 1¼, 1¼ x ½, 1¼ x ¾, 1¼ x 1, 1½ x ½, 1½ x ¾, 1½ x 1, 1½ x 1¼, 2 x ¾, 2 x 1, 2 x 1½, 2½ x 2	300	-20°F ~ +180°F (-29°C ~ +82°C)	S812001
813 45° Elbow	½, ¾, 1, 1¼, 1½, 2, 2½	300	-20°F ~ +180°F (-29°C ~ +82°C)	S813001
814 Tee	½, ¾, 1, 1¼, 1½, 2, 2½	300	-20°F ~ +180°F (-29°C ~ +82°C)	S814001
815 Reducing Tee	¾ x ¾ x ½, 1 x ½ x 1, 1 x ¾ x ½, 1 x ¾ x ¾, 1x ¾ x 1, 1 x 1 x ½, 1 x 1 x ¾, 1¼ x 1 x ½, 1¼ x 1 x ¾, 1¼ x 1 x 1, 1¼ x 1 x 1¼, 1¼ x 1¼ x ½, 1¼ x 1¼ x ¾, 1¼ x 1¼ x 1, 1½ x 1 x ½, 1½ x 1 x ¾, 1½ x 1 x 1, 1½ x 1 x 1½, 1½ x 1¼ x ½, 1½ x 1¼ x ¾, 1½ x 1¼ x 1, 1½ x 1½ x ½, 1½ x 1½ x ¾, 1½ x 1½ x 1, 1½ x 1½ x 1¼, 2 x 1 x 2, 2 x 1½ x 2, 2 x 1¼ x 2, 2 x 1½ x ½, 2 x 1½ x ¾, 2 x 1½ x 1, 2 x 1½ x 1½, 2 x 1½ x 2, 2 x 2 x ½, 2 x 2 x ¾, 2 x 2 x 1, 2 x 2 x 1¼, 2 x 2 x 1½, 2½ x 2 x ¾	300	-20°F ~ +180°F (-29°C ~ +82°C)	S815001 S815002 S815003
815 Bullhead Tee	¾ x ¾ x ½, 1 x 1 x 1¼, 1 x 1 x 1½, 1¼ x 1 x 1½, 1¼ x 1¼ x 1½, 1¼ x 1¼ x 2, 1½ x 1¼ x 2, 1½ x 1½ x 2, 2 x 2 x 2½	300	-20°F ~ +180°F (-29°C ~ +82°C)	S815001 S815002 S815003
816 Reducing Coupling	¾ x ½, 1 x ½, 1 x ¾, 1¼ x ¾, 1¼ x 1 1½ x 1, 1½ x 1¼, 2 x 1, 2 x 1¼, 2 x 1½, 2½ x 2	300	-20°F ~ +180°F (-29°C ~ +82°C)	S816001
817 Cross	½, ¾, 1, 1¼, 1½, 2	300	-20°F ~ +180°F (-29°C ~ +82°C)	S817001 S817002
817 Reducing Cross	1¼ x 1¼ x 1 x 1, 1½ x 1½ x 1 x 1, 2 x 2 x 1 x 1	300	-20°F ~ +180°F (-29°C ~ +82°C)	S817001 S817002
818 Straight Coupling	½, ¾, 1, 1¼, 1½, 2, 2½	300	-20°F ~ +180°F (-29°C ~ +82°C)	S818001

Model Number	Size Range (inch)	Rated Pressure (psi)	Service Temperature	Drawings
819 Plug	½, ¾, 1, 1¼, 1½, 2	300	-20°F ~ +180°F (-29°C ~ +82°C)	S819001
820 Cap	½, ¾, 1, 1¼, 1½, 2, 2½	300	-20°F ~ +180°F (-29°C ~ +82°C)	S820001
825 Extension Piece	½ x 1½ L, ½ x 2 L, ¾ x 1½ L, ¾ x 2 L	300	-20°F ~ +180°F (-29°C ~ +82°C)	S825001
827 Hex Bushing	1 x ½, 1 x ¾, 1¼ x 1, 1½ x 1, 1½ x 1¼, 2 x 1, 2 x 1¼, 2 x 1½	300	-20°F ~ +180°F (-29°C ~ +82°C)	S827001
830 Brass Seat Union	½, ¾, 1, 1¼, 1½, 2	175	-20°F ~ +180°F (-29°C ~ +82°C)	S830001
831 Long Street 90° Elbow	1 x ½ M, 1 x 1 M	300	-20°F ~ +180°F (-29°C ~ +82°C)	S198
832 Long Street Tee	1 x ½ x 1 M, 1 x 1 x 1 M	300	-20°F ~ +180°F (-29°C ~ +82°C)	S179
Bolts/nuts				7705TB

CRN Registration

Oct. 30, 2020

Shurjoint Grooved Components are to be registered.

Fittings:

Copper Series Products

Model Number	Size Range (inch)	Rated Pressure (psi)	Service Temperature	Drawing
C305 Rigid Coupling	2, 2-1/2, 3, 4, 5, 6	200	EPDM: -20°F ~ +180°F (-29°C ~ +82°C)	AS-C305 H1C7 GC4 7705TB
C306 Reducing Coupling	2-1/2 x 2, 3 x 2, 3 x 2-1/2, 4 x 2-1/2, 4 x 3, 5 x 4, 6 x 4	200	EPDM: -20°F ~ +180°F (-29°C ~ +82°C)	AS-C306 H1CD GCD 7705TB
C307 Transition Coupling	2, 2-1/2, 3, 4	200	EPDM: -20°F ~ +180°F (-29°C ~ +82°C)	AS-C307 H1C9 GC9 7705TB
C10 90° Elbow	2, 2-1/2, 3, 4, 5, 6	225	EPDM: -20°F ~ +180°F (-29°C ~ +82°C)	1CSDa
C11 45° Elbow	2, 2-1/2, 3, 4, 5, 6	175	EPDM: -20°F ~ +180°F (-29°C ~ +82°C)	
C20 Tee	2, 2-1/2, 3, 4, 5	200	EPDM: -20°F ~ +180°F (-29°C ~ +82°C)	
	6	150		
C60 Cap	2, 2-1/2, 3, 4, 5, 6	175	EPDM: -20°F ~ +180°F (-29°C ~ +82°C)	1C6

Model Number	Size Range (inch)	Rated Pressure (psi)	Service Temperature	Drawing
C21 Reducing Tee	2-1/2 x 2, 3 x 2, 3 x 2-1/2, 4 x 2, 4 x 2-1/2, 4 x 3, 5 x 3, 5 x 4, 6 x 2-1/2, 6 x 3, 6 x 4, 6 x 5	200	EPDM: -20°F ~ +180°F (-29°C ~ +82°C)	1CRDa
C50 Concentric Reducer	2-1/2 x 2, 3 x 2, 3 x 2-1/2, 4 x 2, 4 x 2-1/2, 4 x 3, 5 x 3, 5 x 4, 6 x 2-1/2, 6 x 3, 6 x 4, 6 x 5	200	EPDM: -20°F ~ +180°F (-29°C ~ +82°C)	
C26 Reducing Tee	2 x 3/4, 2 x 1, 2 x 1-1/4, 2x 1-1/2, 2-1/2 x 3/4, 2-1/2 x 1, 2-1/2 x 1-1/4, 2-1/2 x 1-1/2, 2-1/2 x 2, 3 x 3/4, 3 x 1, 3 x 1-1/4, 3 x 1-1/2, 3 x 2, 4 x 3/4, 4 x 1, 4 x 1-1/4, 4 x 1-1/2, 4 x 2	175	EPDM: -20°F ~ +180°F (-29°C ~ +82°C)	1CG
C52 Concentric Reducer	2 x 1, 2 x 1-1/4, 2 x 1-1/2, 2-1/2 x 1, 2-1/2 x 1-1/4, 2-1/2 x 1-1/2, 2-1/2 x 2, 3 x 1-1/2, 3 x 2, 4 x 2	175	EPDM: -20°F ~ +180°F (-29°C ~ +82°C)	1C7
C55 Transition Adapter	1-1/2 x 2, 2 x 2, 2-1/2 x 2-1/2, 3 x 3	175	EPDM: -20°F ~ +180°F (-29°C ~ +82°C)	1CC
DE30-GG Dielectric Transition Fitting	2, 2-1/2, 3, 4, 5, 6	200	EPDM: -20°F ~ +180°F (-29°C ~ +82°C)	132

CRN Registration

Oct. 30, 2020

Shurjoint Grooved Components are to be registered.

Fittings:

Stainless Steel Series Products

Model Number	Size Range (inch)	Rated Pressure (psi)	Service Temperature	Drawing
SS-7 Stainless Steel Rigid Coupling	1-1/4, 1-1/2, 2, 2-1/2, 3, 4, 5, 6, 8	250	EPDM: -20°F ~ +180°F (-29°C ~ +82°C)	1S7 G15a STB
SS-7X Stainless Steel Rigid Coupling	10, 12, 14, 16, 18, 20, 22, 24	150	EPDM: -20°F ~ +180°F (-29°C ~ +82°C)	AS-SS7X H1SUa H1SUB G15a G15b STB
SS-8 Stainless Steel Flexible Coupling	1, 1-1/4, 1-1/2, 2, 2-1/2, 3, 4, 5, 6, 8	200	EPDM: -20°F ~ +180°F (-29°C ~ +82°C)	As-SS8 H1S8 G15a STB
SS-8X Stainless Steel Heavy Duty Flexible Coupling	3/4, 1, 1-1/4, 1-1/2, 2, 2-1/2, 3, 4, 5, 6, 8	300	EPDM: -20°F ~ +180°F (-29°C ~ +82°C)	AS-SS8X H18X G15a STB
SS-10 90° Elbow	1, 1-1/4, 1-1/2, 2, 2-1/2, 3, 4, 5, 6, 8, 10	300	EPDM: -20°F ~ +180°F (-29°C ~ +82°C)	SSD
SS-11 45° Elbow	1, 1-1/4, 1-1/2, 2, 2-1/2, 3, 4, 5, 6, 8	300	EPDM: -20°F ~ +180°F (-29°C ~ +82°C)	
SS-20 Tee	1, 1-1/4, 1-1/2, 2, 2-1/2, 3, 4, 5, 6, 8	300	EPDM: -20°F ~ +180°F (-29°C ~ +82°C)	

Model Number	Size Range (inch)	Rated Pressure (psi)	Service Temperature	Drawing
SS-60 Cap	1, 1-1/4, 1-1/2, 2, 2-1/2, 3, 4, 5, 6, 8	300	EPDM: -20°F ~ +180°F (-29°C ~ +82°C)	1S4
SS-21 Reducing Tee	1-1/4 x 1, 1-1/2 x 1, 1-1/2 x 1-1/4, 2 x 1, 2 x 1-1/4, 2 x 1-1/2, 3 x 2-1/2, 4 x 2-1/2, 4 x 3, 5 x 4, 6 x 3	300	EPDM: -20°F ~ +180°F (-29°C ~ +82°C)	1SRDa
SS-50 Concentric Reducer	1-1/4 x 1, 1-1/2 x 1, 1-1/2 x 1-1/4, 2 x 1, 2 x 1-1/4, 2 x 1-1/2, 2-1/2 x 1, 2-1/2 x 1-1/4, 2-1/2 x 1-1/2, 2-1/2 x 2, 3 x 1-1/4, 3 x 1-1/2, 3 x 2, 3 x 2-1/2, 4 x 2, 4 x 2-1/2, 6 x 4, 8 x 4, 8 x 6	300	EPDM: -20°F ~ +180°F (-29°C ~ +82°C)	
SS-21F Reducing Tee	2-1/2 x 2, 3 x 2, 4 x 2	300	EPDM: -20°F ~ +180°F (-29°C ~ +82°C)	1S6
SS-50F Concentric Reducer	2-1/2 x 2, 3 x 2, 4 x 2	300	EPDM: -20°F ~ +180°F (-29°C ~ +82°C)	1S5
SS-723 Stainless Steel Mechanical Tee	1-1/4 x 1/2, 1-1/4 x 3/4, 1-1/4 x 1, 1-1/2 x 1/2, 1-1/2 x 3/4, 1-1/2 x 1, 2 x 1/2, 2 x 3/4, 2 x 1	300	EPDM: -20°F ~ +180°F (-29°C ~ +82°C)	AS-SS723 1SHU 1SHL G133b STB