

7110DR DRAIN ELBOW / 7125 BULLHEAD TEE /
7127 STANDPIPE TEE



7110DR



7125



7127



For pressure rating, listing, and approval information, refer to data sheet or visit SHURJOINT website www.shurjoint.com for details or contact your SHURJOINT representatives.

Shurjoint grooved-end fittings are made of ductile iron per ASTM A536 Gr. 65-45-12. C-E dimensions are manufacturer's standard.

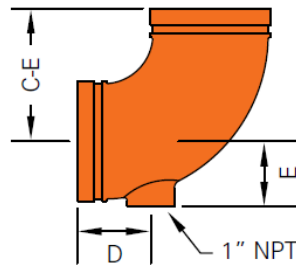
Shurjoint standard fitting pressure ratings conform to the ratings of Model 7707 couplings.

material specification

- **Fitting body:**
Ductile Iron to ASTM A536, Gr. 65-45-12, min. tensile strength 65,000 psi (448 MPa).
- **Surface Finish:**
Orange color painted or red RAL3000 color painted
 - Hot dip galvanized (optional).
 - Epoxy coated in red RAL3000 or other colors (optional).

MODEL 7110DR DRAIN ELBOW

The Model 7110DR is a grooved-end ductile iron cast elbow with an integral 1" NPT or BSP drain. The 7110DR was primarily designed for, but not limited to, use on fire protection standpipes.



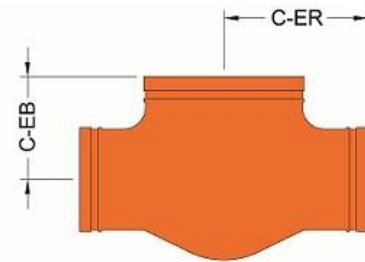
Model 7110DR Drain Elbow

Nominal Pipe Size	Pipe O.D.	Dimensions			Weight
		C-E	D	E	
in	in	in	in	in	lbs
mm	mm	mm	mm	mm	kg
2	2.375	3.27	2.25	1.57	2.2
50	60.3	83	57	40	1.0
2½	2.875	3.75	2.75	1.57	2.8
65	73.0	95	70	40	1.3
76.1	3.000	3.75	2.75	1.57	2.8
	76.1	95	70	40	1.3
3	3.500	4.25	2.75	1.93	4.6
80	88.9	108	70	49	2.1
4	4.500	5.00	2.75	2.48	6.6
100	114.3	127	70	63	3.0
165.1	6.500	6.50	2.75	3.54	13.4
	165.1	165	70	90	6.1
6	6.625	6.50	2.75	3.54	13.4
150	168.3	165	70	90	6.1
8	8.625	7.76	3.27	4.49	25.6
200	219.1	197	83	114	11.6

7110DR DRAIN ELBOW / 7125 BULLHEAD TEE / 7127 STANDPIPE TEE
Rev.20220615

MODEL 7125 BULLHEAD TEE

The Model 7125 is a grooved-end bullhead tee, specially designed for use on fire protection systems. The 7125 allows you to directly split the flow into two reduced branch lines without the need for concentric reducers and multiple couplings.



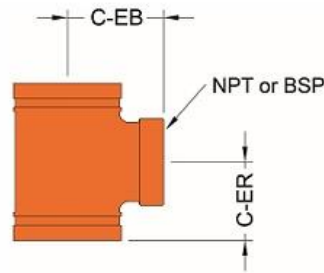
Model 7125 Bullhead Tee

Nominal Pipe Size	Pipe O.D.	Dimensions		Weight
		Center to End of Run C-ER	Center to End of Branch C-EB	
		in	in	
mm	mm	mm	mm	kg
2 x 2 x 2½	2.375 x 2.375 x 2.875	3.74	3.27	4.03
50 x 50 x 65	60.3 x 60.3 x 73.0	95	83	1.83
2 x 2 x 3	2.375 x 2.375 x 3.500	4.25	3.74	4.34
50 x 50 x 80	60.3 x 60.3 x 88.9	108	95	1.97
2 x 2 x 4	2.375 x 2.375 x 4.500	5.00	4.02	7.05
50 x 50 x 100	60.3 x 60.3 x 114.3	127	102	3.20
2½ x 2½ x 3	2.875 x 2.875 x 3.500	4.25	3.75	5.62
65 x 65 x 80	73.0 x 73.0 x 88.9	108	95	2.55
2½ x 2½ x 4	2.875 x 2.875 x 4.500	5.00	4.00	7.32
65 x 65 x 100	73.0 x 73.0 x 114.3	127	102	3.32
3 x 3 x 4	3.500 x 3.500 x 4.500	5.00	4.00	7.94
80 x 80 x 100	88.9 x 88.9 x 114.3	127	102	3.60
4 x 4 x 6	4.500 x 4.500 x 6.625	6.50	5.00	14.99
100 x 100 x 150	114.3 x 114.3 x 168.3	165	127	6.80
5 x 5 x 8	5.563 x 5.563 x 8.625	7.75	5.50	31.00
125 x 125 x 200	141.3 x 141.3 x 219.1	197	140	14.00
6 x 6 x 8	6.625 x 6.625 x 8.625	7.75	6.50	29.12
150 x 150 x 200	168.3 x 168.3 x 219.1	197	165	13.21

7110DR DRAIN ELBOW / 7125 BULLHEAD TEE / 7127 STANDPIPE TEE Rev.20220615

MODEL 7127 STANDPIPE TEE

The Model 7127 is a grooved-end tee with a 2½” NPT/BSP threaded branch, specially designed for use on fire protection standpipes.



Model 7127 Standpipe Tee

Nominal Pipe Size	Pipe O.D.	Dimensions		Weight
		Center to End of Run C-ER	Center to End of Branch C-EB	
in	in	in	in	lbs
mm	mm	mm	mm	kg
4 x 4 x 2½	4.500 x 4.500 x 2.875	3.25	4.00	5.84
100 x 100 x 65	114.3 x 114.3 x 73.0	83	102	2.65
6 x 6 x 2½	6.625 x 6.625 x 2.875	3.25	5.00	9.48
150 x 150 x 65	168.3 x 168.3 x 73.0	83	127	4.30

General note

- *Pressure Ratings* for fittings conform to the working pressure of the coupling used to join the system.
- Listed and or Approved Pressures are pressure ratings for fire protection systems, tested and approved by various approval bodies. Please always refer to the latest approval data posted on the Shurjoint website.
- Field Joint Test: For one time only, the system may be tested hydrostatically at 1½ times the maximum working pressure listed (AWWA C606 5.2.3).
- Warning: Piping systems must always be depressurized and drained before attempting disassembly and or removal of any components.
- The 10 Year Limited Warranty applies to manufacturing defects only and does not cover severe service/temperature applications or wear parts.
- Shurjoint reserves the right to change specifications, designs and or standard without notice and without incurring any obligations.