

7120 TEE / 7135 CROSS / 7130 45° LATERAL



7120

7135

7130

Shurjoint grooved-end fittings are made of ductile iron per ASTM A536 Gr. 65-45-12. C-E dimensions are manufacturer's standard.

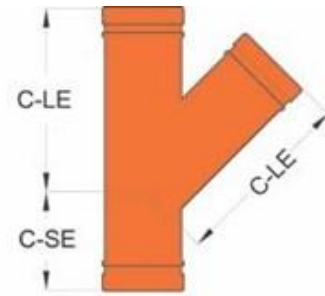
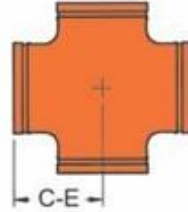
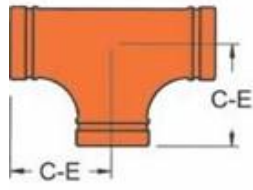
Shurjoint standard fitting pressure ratings conform to the ratings of Model 7707 couplings.



For pressure rating, listing, and approval information, refer to data sheet or visit SHURJOINT website www.shurjoint.com for details or contact your SHURJOINT representatives.

material specification

- **Fitting Body:**
Ductile Iron to ASTM A536, Gr. 65-45-12, min. tensile strength 65,000 psi (448 MPa).
- **Surface Finish:**
Orange color painted or red RAL3000 color painted.
 - Hot dip galvanized (option).
 - Epoxy coated in red RAL3000 or other colors (option).



7120 Tee

7135 Cross

7130 45° Lateral

Model 7120 TEE / 7135 CROSS / 7130 45° LATERAL

Nominal Size	Pipe O.D.	#7120 Tee		#7135 Cross		#7130 45° Lateral		
		C - E	Weight	C-LE	Weight	C-LE	C-SE	Weight
in	in	in	lbs	in	lbs	in	in	lbs
mm	mm	mm	kg	mm	kg	mm	mm	kg
1	1.315	2.25	0.9	2.25	---	---	---	---
25	33.4	57	0.4	57	---	---	---	---
1¼	1.660	2.75	1.5	2.75	---	---	---	---
32	42.2	70	0.7	70	---	---	---	---
1½	1.900	2.75	2.0	2.75	---	---	---	---
40	48.3	70	0.9	70	---	---	---	---
2	2.375	3.25	2.9	3.25	2.7	7.00	2.75	4.4
50	60.3	83	1.3	83	1.2	178	70	2.0
2½	2.875	3.75	4.8	3.75	6.6	7.75	3.00	6.2
65	73.0	95	2.2	95	3.0	197	76	2.8
76.1	3.000	3.75	5.1	3.75	6.6	7.75	3.00	6.2
	76.1	95	2.3	95	3.0	197	76	2.8
3	3.500	4.25	6.8	4.25	6.8	8.50	3.25	9.2
80	88.9	108	3.1	108	3.1	216	83	4.2
4	4.500	5.00	9.9	5.00	11.5	10.50	3.75	17.6
100	114.3	127	4.5	127	5.2	267	95	8.0
108.0	4.250	5.00	9.0	---	---	---	---	---
	108.0	127	4.1	---	---	---	---	---
133.0	5.250	5.50	13.2	---	---	---	---	---
	133.0	140	6.0	---	---	---	---	---
139.7	5.500	5.50	14.3	5.50	13.0	12.50	4.00	27.5
	139.7	140	6.5	140	5.9	318	102	12.5
5	5.563	5.50	14.3	5.50	13.0	12.50	4.00	27.5
125	141.3	140	6.5	140	5.9	318	102	12.5
6	6.250	6.50	18.9	---	---	---	---	---
150	159.0	165	8.6	---	---	---	---	---

Model 7120 TEE / 7135 CROSS / 7130 45° LATERAL

Nominal Size	Pipe O.D.	#7120 Tee		#7135 Cross		#7130 45° Lateral		
		C - E	Weight	C-LE	Weight	C-LE	C-SE	Weight
in	in	in	lbs	in	lbs	in	in	lbs
mm	mm	mm	kg	mm	kg	mm	mm	kg
165.1	6.500	6.50	21.7	6.50	32.0	14.00	4.50	40.7
	165.1	165	9.9	165	14.5	356	114	18.5
6	6.625	6.50	22.0	6.50	32.0	14.00	4.50	40.7
150	168.3	165	10.0	165	14.5	356	114	18.5
8	8.625	7.75	44.0	7.75	44.1	18.00	6.00	70.4
200	219.1	197	20.0	197	20.0	457	152	32.0
10	10.750	9.00	68.2	---	---	20.50	6.50	138.9
250	273.0	229	31.0	---	---	521	165	63.0
12	12.750	10.00	96.7	---	---	23.00	7.00	201.7
300	323.9	254	43.9	---	---	584	178	91.5
200 JIS	8.516	7.75	44.0	7.75	44.1	18.00	6.00	70.4
	216.3	197	20.0	197	20.0	457	152	32.0
250 JIS	10.528	9.00	68.2	---	---	20.50	6.50	124.6
	267.4	229	31.0	---	---	521	165	56.5
300 JIS	12.539	10.00	96.7	---	---	23.00	7.00	201.7
	318.5	254	43.9	---	---	584	178	91.5
14	14.000	11.00	114.6	---	---	---	---	---
350	355.6	280	52.0	---	---	---	---	---

General note

- *Pressure Ratings* for fittings conform to the working pressure of the coupling used to join the system.
- Field Joint Test: For one time only, the system may be tested hydrostatically at 1½ times the maximum working pressure listed (AWWA C606 5.2.3).
- Warning: Piping systems must always be depressurized and drained before attempting disassembly and or removal of any components.
- The 10 Year Limited Warranty applies to manufacturing defects only and does not cover severe service/temperature applications or wear parts.
- Shurjoint reserves the right to change specifications, designs and or standard without notice and without incurring any obligations.