

7170 FLANGE ADAPTER



For pressure rating, listing, and approval information, refer to data sheet or visit SHURJOINT website www.shurjoint.com for details or contact your SHURJOINT representatives.

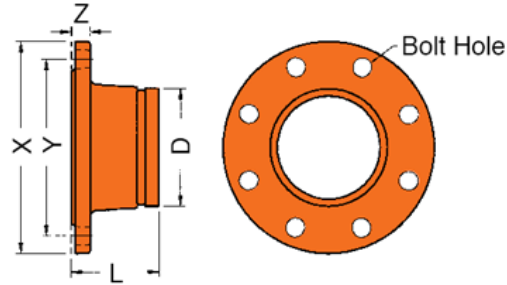
The ductile iron Model 7170 Flange Adapter provides a rigid transition between ANSI class 125/150 flanged components and a grooved system.

Shurjoint standard fitting pressure ratings conform to the ratings of Model 7707 couplings.

material specification

- **Fitting body:**
 - Ductile Iron to ASTM A536, Gr. 65-45-12, min. tensile strength 65,000 psi (448 MPa).
 - Fabricated items are strait pipe segments from ASTM A53, Grade B pipe or equivalent, welded to standard carbon steel flanges
- **Surface Finish:**
 - Orange color painted or red RAL3000 color painted.
 - Hot dip galvanized (optional)
 - Epoxy coated in red RAL3000 or other colors (optional).

MODEL 7170 FLANGE ADAPTER ANSI CLASS 125/150

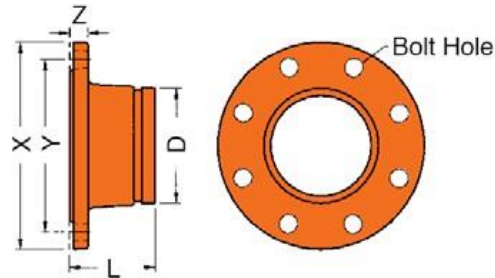


Model 7170 Flange Adapter ANSI Class 125/150

Nominal Pipe Size	X	Y	Z	Bolt Size	Bolt Hole		D	L	Weight
					Dia.	No.			
in	in	in	in	in	in		in	in	lbs
mm	mm	mm	mm	in	in		mm	mm	kg
10	15.98	14.25	1.18	7/8	1	12	10.75	5.00	48.4
250	406.0	362.0	30.0	7/8	1	12	273.0	127.0	22.0
12	19.00	17.00	1.25	7/8	1	12	12.75	5.00	61.6
300	483.0	432.0	32.0	7/8	1	12	323.9	127.0	28.0
14	21.00	18.75	1.38	1	1 1/8	12	14.00	5.00	108.9
350	533.0	476.3	35.0	1	1 1/8	12	355.6	127.0	49.5
16	23.50	21.25	1.46	1	1 1/8	16	16.00	5.00	110.0
400	597.0	539.7	37.0	1	1 1/8	16	406.4	127.0	50.0
18	25.00	22.75	1.57	1 1/8	1 1/4	16	18.00	5.50	137.5
450	635.0	577.8	40.0	1 1/8	1 1/4	16	457.2	140.0	62.5
20	27.50	25.00	1.69	1 1/8	1 1/4	20	20.00	5.71	158.4
500	699.0	635.0	43.0	1 1/8	1 1/4	20	508.0	145.0	72.0
24	32.00	29.50	1.89	1 1/4	1 3/8	20	24.00	6.00	218.9
600	813.6	749.3	48.0	1 1/4	1 3/8	20	609.6	152.0	99.5

MODEL 7170 FLANGE ADAPTER ANSI CLASS 300 (Fabricated)

The Model 7170 Flange Adapter (fabricated) in sizes 2" ~ 6" provide a direct connection to Class 300 flanges.

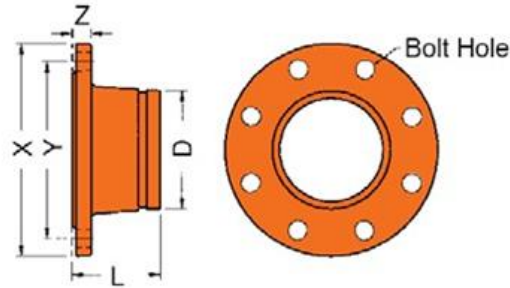


Model 7170 Flange Adapter ANSI Class 300

Nominal Pipe Size	X	Y	Z	Bolt Size	Bolt Hole		D	L	Weight
					Dia.	No.			
in	in	in	in	in	in		in	in	lbs
mm	mm	mm	mm	in	in		mm	mm	kg
2	6.50	5.000	0.875	5/8	3/4	8	2.375	4.00	8.58
50	165.0	127.0	22.0	5/8	3/4	8	60.3	101.6	3.9
2½	7.50	5.875	1.000	¾	7/8	8	3.000	4.00	10.12
65	191.0	149.0	25.0	¾	7/8	8	76.1	101.6	4.6
3	8.25	6.625	1.125	¾	7/8	8	3.500	4.00	10.34
80	210.0	168.0	29.0	¾	7/8	8	88.9	101.6	4.7
4	10.00	7.875	1.250	¾	7/8	8	4.500	6.00	16.94
100	254.0	200.0	32.0	¾	7/8	8	114.3	152.4	7.7
6	12.50	10.625	1.438	¾	7/8	12	6.500	6.00	28.60
150	318.0	270.0	37.0	¾	7/8	12	165.1	152.4	13.0

MODEL 7170 FLANGE ADAPTER PN 25 (Fabricated)

The Model 7170 Flange Adapter (fabricated) in sizes 2" ~ 16" provide a direct connection to PN 25 flanges.



Model 7170 Flange Adapter PN 25

Nominal Pipe Size	X	Y	Z	Bolt Size	Bolt Hole		D	L	Weight
					Dia.	No.			
mm	mm	mm	mm	mm	mm		mm	mm	kg
50	165.0	125.0	20.0	M16	18.0	4	60.3	101.6	3.0
65	165.0	145.0	22.0	M16	18.0	8	73.0	101.6	4.0
65	185.0	145.0	22.0	M16	18.0	8	76.1	101.6	4.0
80	200.0	160.0	24.0	M16	18.0	8	88.9	101.6	5.0
100	235.0	190.0	24.0	M20	22.0	8	114.3	152.4	6.5
125	270.0	220.0	26.0	M24	26.0	8	141.3	152.4	9.0
150	300.0	250.0	28.0	M24	26.0	8	165.1	152.4	11.5
200	360.0	310.0	32.0	M24	26.0	12	219.1	152.4	17.0
250	425.0	370.0	35.0	M27	30.0	12	273.0	203.2	24.0
300	485.0	430.0	38.0	M27	30.0	16	323.9	203.2	31.5
350	555.0	490.0	42.0	M30	33.0	16	355.6	203.2	48.0
400	620.0	550.0	46.0	M33	36.0	16	406.4	203.2	63.0

General note

- *Pressure Ratings* for fittings conform to the working pressure of the coupling used to join the system.
- Listed and or Approved Pressures are pressure ratings for fire protection systems, tested and approved by various approval bodies. Please always refer to the latest approval data posted on the Shurjoint website.
- Field Joint Test: For one time only, the system may be tested hydrostatically at 1½ times the maximum working pressure listed (AWWA C606 5.2.3).
- Warning: Piping systems must always be depressurized and drained before attempting disassembly and or removal of any components.
- The 10 Year Limited Warranty applies to manufacturing defects only and does not cover severe service/temperature applications or wear parts.
- Shurjoint reserves the right to change specifications, designs and or standard without notice and without incurring any obligations.